

The logo for iRecord features a red eight-pointed star with a white center, positioned above the lowercase 'i' in the word 'iRecord'. The word 'iRecord' is written in a large, bold, black sans-serif font, with a 'TM' trademark symbol at the top right of the 'd'.

# iRecord™

*In one touch... iRecord*

Personal Media Recorder

**USER MANUAL**





## iRecord™ User Manual

Copyright © 2000-2007 Streaming Networks, Inc. All Rights Reserved. Patents Pending.

Tel: (408) 727-3904

Fax: (408) 985-2823

. Reproduction of design or contents of this document, in whole or in part, for any other use is strictly prohibited without the prior written consent of copyright owner. The information presented in this document is believed to be accurate and reliable and may be changed without notice. Streaming Networks will accept no liability for any consequence of its use.

. No part of this publication or the software described in it may be reproduced, stored in a retrieval system, or transmitted, in any form or by any means, mechanical, electronic, photocopying, recording, or otherwise, without prior written permission of Streaming Networks. The same proprietary and copyright notices must be affixed to any permitted copies as were affixed to the original. Under the law, copying includes translating into another language or format.

. Streaming Networks retains all intellectual property rights associated with the technology described in this book. Even though Streaming Networks has reviewed this document, Streaming Networks makes no warranty or representation, either express or implied, with respect to this document, its quality, accuracy, merchantability, or fitness for a particular purpose. As a result, this document is sold "as is," and you, the purchaser, are assuming the entire risk as to its quality and accuracy. In no event will Streaming Networks be liable for direct, indirect, special, incidental, or consequential damages resulting from any defect or inaccuracy in this document, even if advised of the possibility of such damages.

. The warranty and remedies set forth above are exclusive and in lieu of all others, oral or written, express or implied.

## Table of Contents

Important Safety Information.....	4
Check the iRecord Box Contents.....	5
iRecord Overview.....	6
iRecord Buttons and Connectors.....	7
Power Adapter.....	8
Getting Started.....	9
Step 1 - Connect to an A/V Source.....	9
Step 2 - Power on iRecord.....	10
Step 3 - Connect iPod®, PSP® or Storage Device .....	11
Step 4 - Record.....	12
iRecord States Indicated by Status LED.....	13
Where are My Recorded Contents ?.....	14
iRecord Compatible Devices.....	16
Troubleshooting.....	17
Frequently Asked Questions.....	18
End User Software License Agreement.....	21
Limited Warranty.....	24
Technical Support.....	25

## Important Safety Information

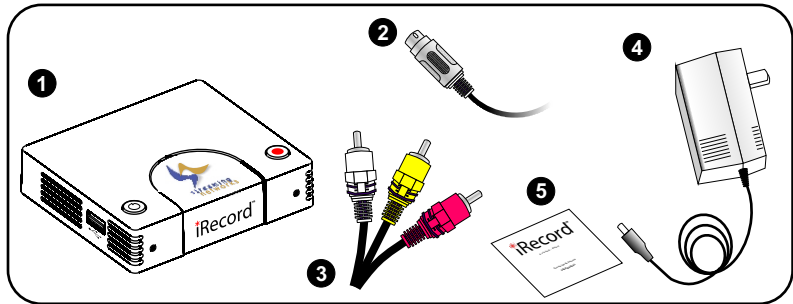
- 1) Read these instructions. Keep these instructions.
- 2) Use the product in accordance with the manufacturer's instructions.
- 3) Insert appropriate country specific plug before using the AC power adapter.
- 4) Clean only with dry cloth.
- 5) Do not use near any heat sources.
- 6) Place it on a flat surface. Do not block any ventilation openings.
- 7) Only use accessories provided/specified by the manufacturer.
- 8) Unplug this product during lightning storms or when unused.
- 9) To reduce the risk of fire or shock hazard, do not expose the unit to water, rain or moisture.
- 10) In case of any damage to the product, refer all servicing to qualified personnel.

### **CAUTION**

DO NOT CONNECT AMPLIFIER OUTPUT  
TO AUDIO IN OF IRECORD

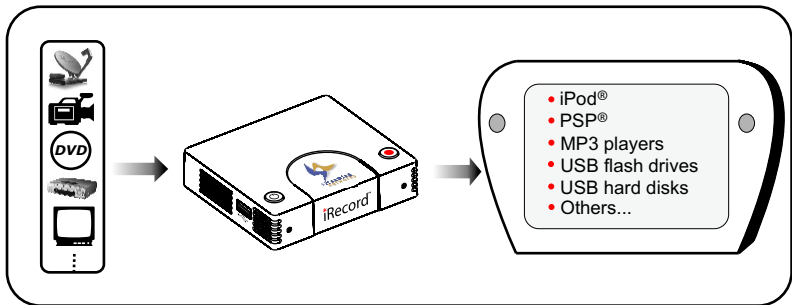
Congratulations and thank you for purchasing the iRecord™ Personal Media Recorder.

## Check the iRecord Box Contents



1. iRecord™ Device
2. S-Video Cable
3. RCA Audio/Video Cable
4. Power Adapter
5. User Manual and Quick Start Guide

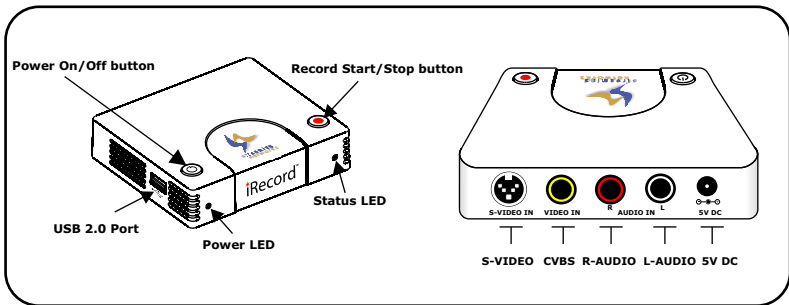
## iRecord Overview



iRecord™ is a Personal Media Recorder that records video and audio data onto USB mass storage devices, including iPod® and PSP®(PlayStation®Portable). Simply connect the iRecord device to any analog video or audio source to record video or audio contents. The digitally recorded files can be immediately played back on your iPod, PSP® or any other USB mass storage device that plays audio files as MP3 or video files as MP4. The recorded contents can also be taken to other players supporting H.264 video and AAC audio in MP4 file format.

<sup>1</sup> In accordance with the copyright laws, no recorded materials may be used for purposes other than personal enjoyment without permission from the copyright holder.

## iRecord Buttons and Connectors



**Power button:**

**Record button:**

**Power LED:**

**Status LED:**

**USB port:**

**S-Video / CVBS video connector:**

**R-Audio, L-Audio connectors:**

**Power jack:**

Powers On/Off iRecord

Starts/Stops recording

Illuminates RED on power up

Indicates states of iRecord's operation

For iPod, PSP® or any other USB 2.0 storage device

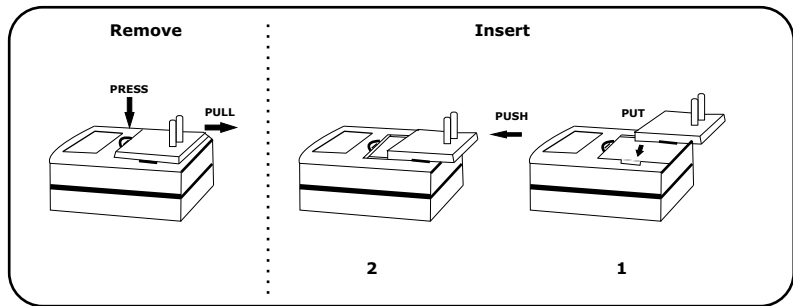
S-video or CVBS video input

Two channel audio input

5V DC input (use provided adapter only)



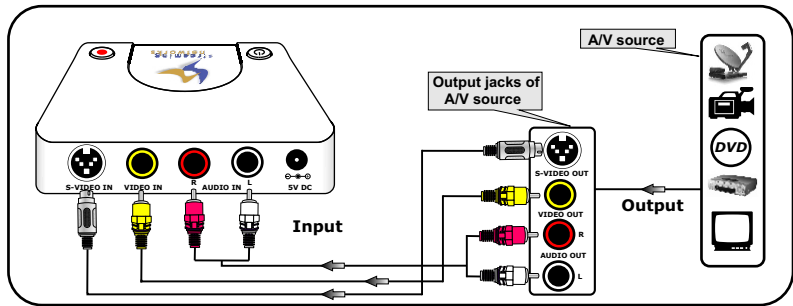
## Power Adapter



The 5V DC power adapter supplied with the iRecord has interchangeable pin connector to support country specific electric sockets. Choose the appropriate pin connector (in case of USA, the 2-pin connector) and insert or remove it as shown above.

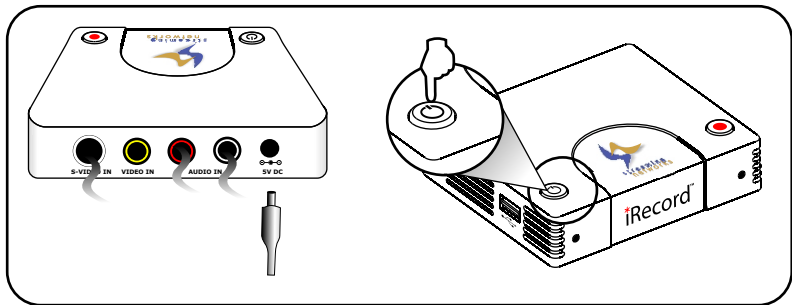
**Warning:** Please make sure that appropriate country specific pin connector is inserted in the power adapter before it is plugged into an electric socket.

## Getting Started

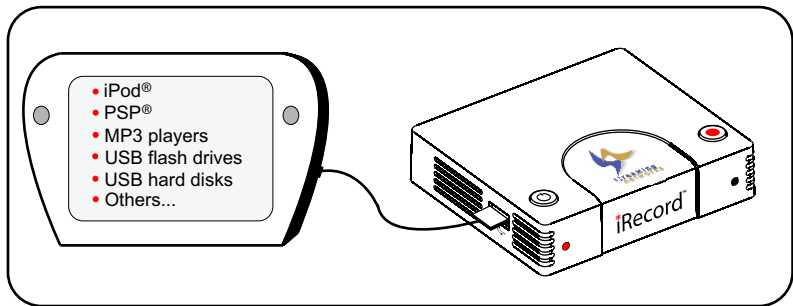


**Step 1 - Connect to an A/V source:** Connect your iRecord device to the output jacks of your video or audio source. When available, use the S-Video connector (for better video quality) instead of the RCA connector for video. If both S-Video and RCA video cables are connected then system will automatically use S-Video as video input source. The A/V source<sup>2</sup> can be any device including TV, DVD player, VCR, PVR/DVR (e.g. TiVo®), cable box, satellite TV box, camcorders or other devices.

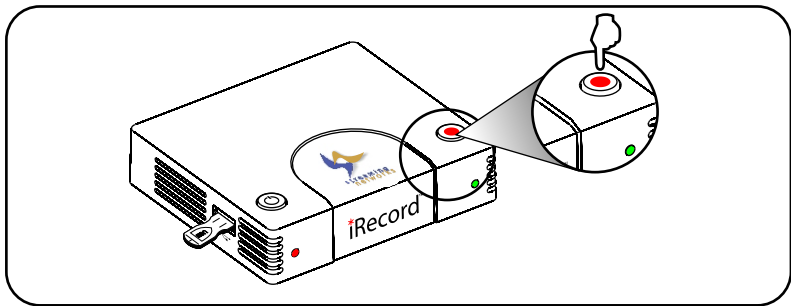
<sup>2</sup> It is illegal to record from DVDs or other copyrighted media that you do not own. Please do not duplicate copyrighted contents for use on any of your device if you do not own the original. Copyright laws vary from country to country. Streaming Networks does not encourage violation of valid rights of copyright holders. You should check your country's copyright laws before recording any video contents.



**Step 2 - Power on iRecord:** Provide 5V DC power to iRecord. Press and hold the POWER button of iRecord for around 3 seconds. When the device is powered on, the power LED will be illuminated. After around 10 seconds the status LED will also illuminate orange.



**Step 3 - Connect iPod®, PSP® or Storage Device:** Connect your iPod, PSP® with Memory Stick™ (MS) or any USB 2.0 mass storage device to iRecord's USB port. Once the USB device is recognized the status LED will turn solid green to indicate that iRecord is ready to record. This typically takes between 5 to 30 seconds.







**Step 4 - Record:** To start recording, check that status LED is solid green. Press the RECORD button. The status LED will momentarily turn orange, and then begin flashing. The status LED will blink red to indicate that iRecord is recording video, or it will blink orange to indicate that iRecord is recording audio only.

To stop recording, simply press the RECORD button again. The status LED will momentarily turn orange and then return to green, indicating that iRecord is ready to record again. Do not remove your iPod, PSP® or USB storage device until the status LED has returned to solid green. You may power off iRecord once you are finished with recording.

**Note:**

1. To save power the system shuts itself OFF automatically if no recording activity is detected for longer than 10 minutes. The system has to be switched ON again manually by pressing the POWER button.
2. While recording is in progress the POWER switch is disabled. This is to ensure that recording does not get interrupted, accidentally.

**iRecord States Indicated by Status LED**

<b>Status LED</b>	<b>Permanent ON</b>	<b>Blinking</b>
 Green	Ready for recording	USB storage device being detected
 Orange	System waiting/busy	Audio-only recording in progress
 Red	Firmware upgrade in progress	A/V recording in progress
 Red, Green, Orange		Firmware updated successfully

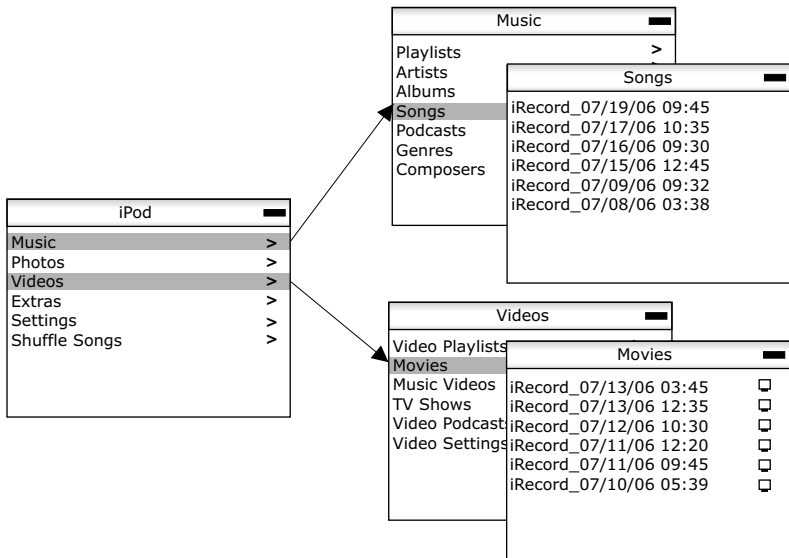
## Where are My Recorded Contents ?

The iRecord stores the files onto iPod in Lists with matching file types. Video recordings are stored in **Videos->Movies** List. Audio recordings are stored in **Music->Songs** List. The file names will be listed as iRecord\_mm/dd/yy hh:mm where mm/dd/yy represents the date and hh:mm represents the time of recording.

In case of PSP® the recorded audio and video contents appear in **Music** and **Video** menu of PSP® respectively, from where these can be played back. The video files are stored in MP\_ROOT->100ANV01 folder and audio files are stored in PSP->Music folder on the Memory Stick™. The video files are named as MAQxxxx.MP4 and audio files are named as IRECxxxx.MP3, where xxxx represents the sequence number of the recording.

For USB mass storage devices, all files will be saved in the top level folder. The file names will be in the form of iRecxxxx.MP4 for video and iRecxxxx.MP3 for audio files, where the xxxx represents the sequence number of the recording, starting with 0001.

For audio only recordings of music CD's a separate MP3 file is created for each track.





## iRecord Compatible Devices

<b>Device Name</b>	<b>Audio</b>	<b>Video</b>
Apple iPod® Video	✓	✓
Apple iPod® Nano	✓	✗
Apple iPod® Photo	✓	✗
Apple iPod® Shuffle	✓	✗
Sony PSP®	✓	✓
Creative Zen® Vision	✓	✗
Toshiba Gigabeat® S	✓	✗
Sandisk Sansa® (e220, e240, e280)	✓	✗
USB Flash drive	✓	✓
USB Hard disk (FAT32, HFS+)	✓	✓

## Troubleshooting

- Make sure before pressing the RECORD button that the input source is turned on and is providing A/V signal to the iRecord.
- Make sure that the A/V cables are securely connected to both the input source and the iRecord.
- The iRecord device will power off automatically after 10 minutes of no activity.
- If status LED does not illuminate on power up, do a power cycle again, i.e. turn off iRecord, wait 10 seconds, turn on iRecord.
- If your iPod, PSP® or USB storage device is not recognized by the iRecord after 30 seconds (status LED does not turn green) try the following steps:
  - 1) Remove and re-insert iPod, PSP® or USB device.
  - 2) Power off iRecord, wait 10 seconds, power on iRecord.
  - 3) Reset iPod. (Please see your iPod user manual)
  - 4) Make sure PSP® is in USB mode.

## Frequently Asked Questions

### **Which video formats are supported by iRecord?**

iRecord records H.264 video at 320x240 resolution at 768 Kbps bitrate. The audio portion of video files is recorded in AAC at 128 Kbps. The file is stored in the MP4 format that can be played by video iPod, Mac®, PSP® or PC computers. For playback on Mac or PC computers, use iTunes®, Quicktime® or any other player that supports MP4 files. iRecord supports NTSC, PAL and SECAM video standards.

### **Which audio formats are supported by iRecord?**

iRecord records audio only input in MP3 audio format at 192 Kbps.

### **What is the minimum size USB storage device supported by iRecord?**

iRecord only requires that enough space be available on the USB device to store the recording. It is recommended that you have at least 64 MB free for audio recording, and 256 MB free for video recording. There is no limit to the maximum size supported by iRecord. iRecord will automatically stop recording when the storage device is full.

### **Is it possible to play content from my iPod or PSP® while iRecord is recording onto my iPod or PSP®?**

No. While iRecord is recording data onto your iPod or PSP®, the user interface of iPod or PSP® is disabled. However, when you stop the recording, you may immediately play it on iPod or PSP® without detaching them from iRecord.

### **How long will it take iRecord to recognize my storage device?**

It takes anywhere from 5 to 30 seconds to recognize a USB storage device, depending on the size of storage device.

### **Does iRecord support Mac formatted iPods?**

Yes, iRecord supports Mac, as well as Windows formatted iPods.

### **Does iRecord record multi-channel audio?**

No, all multi-channel audio must be down mixed to stereo.

### **What happens if storage device has no space left and record button is pressed?**

No recording will happen. The status LED will turn from green to orange to green.

### **I have recorded a video file on a USB flash drive, can I play it on my PSP®?**

No. However, you can transfer this file to iPod via iTunes for playback. PSP® and iPod playback formats are not compatible. iRecord records in iPod video format by default for USB mass storage devices.

### **I have just purchased a new iPod, can I start recording to it with iRecord right away?**

You can but the recorded A/V file will appear as a data file on iPod. To make the recorded files appear in the iPod's playlists, you should first configure your brand new iPod with iTunes by connecting to a PC or Mac.

## **I have connected my PSP® to iRecord, but iRecord is not recognizing it. The status LED does not turn green?**

1. Make sure that there is a Memory Stick inserted into PSP®.
2. From Settings menu of PSP® select "USB connection" option before attaching PSP® to iRecord.

## **When I stop recording to iPod, the status LED starts blinking red rapidly, instead of going green. The recorded file does not appear in my iPod's playlist. What is going wrong?**

A mismatch between iRecord firmware and iTunes on your PC or Mac is detected. Please check iRecord website to get latest information on iRecord compatible versions of iTunes. Firmware upgrades are also provided to ensure, that iRecord works with newer version of iTunes. Please check [www.irecord.com](http://www.irecord.com) to download the latest firmware upgrades.

## **What will happen if power is lost during recording?**

Your media and your iPod or PSP® will not be damaged; however, the current recording will be lost. There will be an empty file located on the storage media.

## **The recorded file appears as iRecord\_xx/xx/xx xx:xx in the iPod. How can I rename/delete it?**

Attach your iPod to PC/Mac and browse iPod contents in iTunes (under DEVICES).

1. To delete a file, simply select it and press "Delete" key.
2. To rename a file right-click on it and select "Get Info". A dialog box will appear. Select "Info" tab and rename the file.

## End User Software License Agreement

THIS SOFTWARE LICENSE AGREEMENT ("LICENSE") IS A LEGAL AGREEMENT BETWEEN YOU AND STREAMING NETWORKS, INC. ("SN"), A DELAWARE CORPORATION. PLEASE READ IT CAREFULLY BEFORE USING THE STREAMING NETWORKS SOFTWARE ("SOFTWARE") INCLUDED HEREWITH. BY USING THE SOFTWARE, YOU ARE AGREEING TO BE BOUND BY THE TERMS AND CONDITIONS OF THIS LICENSE.

IF YOU DO NOT AGREE TO THE TERMS AND CONDITIONS OF THE LICENSE, DO NOT USE THE PRODUCT. IF UNUSED YOU CAN RETURN THE PRODUCT TO THE PLACE OF PURCHASE FOR A REFUND. YOU MUST RETURN THE ENTIRE HARDWARE/SOFTWARE PACKAGE IN ORDER TO OBTAIN A REFUND.

THE SOFTWARE CAN BE IN READ ONLY MEMORY, ON DISK OR ANY OTHER MEDIA OR IN ANY OTHER FORM. THIS SOFTWARE IS LICENSED, NOT SOLD.

**1. License Grant.** Subject to the terms and conditions as well as the restrictions and exceptions of this agreement, SN, hereby grants you a non-exclusive, non-distributable, non-sublicensable, one-time transferable, royalty-free, limited right and license to use the SOFTWARE in personal capacity only. You will use the SOFTWARE only in accordance with the applicable user documentation included herewith (ALTERNATIVE: located at [www.irecord.com](http://www.irecord.com)) and incorporated herein by reference.

**2. Limitation on Use.** This SOFTWARE is intended for personal use only. It is licensed for recording only non-copyrighted materials, materials that you own or are permitted to record or reproduce legally. In some jurisdictions, it is unlawful to make digital copies without prior permission from the owner. You may not rent or lease the "SOFTWARE". This License does not allow the SOFTWARE to exist on more than one hardware at a time. You may not make the SOFTWARE available over a network or internet. You may not make any copies of the SOFTWARE, except for one copy of the SOFTWARE in machine-readable form for backup purposes only. You may not copy, reverse engineer, decompile, disassemble or modify any portion of the SOFTWARE or create any derivative work of the SOFTWARE or otherwise attempt to reconstruct or discover any source code, underlying ideas, algorithms, file formats or programming interfaces of the SOFTWARE. You shall not remove any product identification, copyright or other notices from the SOFTWARE or associated documentation.

**3. Ownership.** No right or license shall be implied by estoppel or otherwise, other than the limited license rights granted to you in Section 1 herein. All ownership rights, title and interest in the SOFTWARE and associated documentation and all copies and portions thereof are and shall remain with SN. SN claims and reserves to itself all rights and benefits in the SOFTWARE and related documentation afforded under United States patent and copyright laws and all international conventions and all other US and international intellectual property laws. The rights granted to you are limited to SN's and its licensor's patents and intellectual property rights in the SOFTWARE and do not include any other patents or intellectual property rights. Title and intellectual property rights in and to any content recorded through the SOFTWARE belongs to the content owner. Such content may be protected by copyright or other intellectual property laws and may be subject to terms of use of the third party providing such content. This License does not grant you any rights to use such content.

**4. Confidentiality.** You agree that the SOFTWARE and all inventions, algorithms, know-how and ideas that are related to or derived from the SOFTWARE you obtained from SN and all other business and technical information you obtained from SN are the confidential property of SN. You agree to hold such information in confidence and not to disclose such information to any third party without SN's prior written consent.

**5. LIMITED WARRANTY.** SN WARRANTS THAT FOR A PERIOD OF NINETY (90) DAYS FROM THE ORIGINAL DATE OF PURCHASE, THE MEDIA ON WHICH SOFTWARE IS FURNISHED WILL BE FREE OF DEFECTS IN MATERIALS AND WORKMANSHIP UNDER NORMAL USE. YOUR EXCLUSIVE REMEDY AND SN'S ENTIRE LIABILITY UNDER THIS LIMITED WARRANTY, UNDER SN'S OPTION, WILL BE THE REPLACEMENT OF THE SOFTWARE ON MEDIA AS IT WAS PURCHASED. EXCEPT FOR THE ABOVE, THE SOFTWARE IS LICENSED "AS IS" WITHOUT ANY WARRANTIES, EXPRESSED OR IMPLIED. THIS WARRANTY GIVES YOU SPECIFIC LEGAL RIGHTS, AND YOU MAY HAVE OTHER RIGHTS WHICH MAY VARY FROM JURISDICTION TO JURISDICTION.

**6. DISCLAIMER OF WARRANTY.** EXCEPT FOR THE LIMITED WARRANTY OF SECTION 5 ABOVE, ALL EXPRESS OR IMPLIED, OR STATUTORY CONDITIONS, REPRESENTATIONS AND WARRANTIES, INCLUDING ANY IMPLIED WARRANTY OF NON-INFRINGEMENT, FITNESS FOR A PARTICULAR PURPOSE OR MERCHANTABILITY ARE DISCLAIMED. NO ORAL OR WRITTEN ADVICE OR INFORMATION PROVIDED BY SN SHALL CREATE ANY WARRANTY. THE USE OF THE SOFTWARE IS AT YOUR OWN RISK INCLUDING SATISFACTION OF QUALITY, PERFORMANCE, ENJOYMENT AND ACCURACY. SN DOES NOT WARRANT THAT THE FEATURES CONTAINED IN THE SOFTWARE WILL MEET YOUR REQUIREMENTS, THAT THE OPERATION OF THE SOFTWARE WILL BE WITHOUT FAULTS OR THAT ANY DEFECTS, ERRORS WILL BE CORRECTED. IN CASE OF ANY DEFECTS IN THE SOFTWARE YOU ASSUME ALL THE COST OF NECESSARY SERVICE, REPAIR OR CORRECTION. THIS WARRANTY IS NOT APPLICABLE IF THIS PRODUCT (1) IS USED FOR COMMERCIAL PURPOSES; (2) IS OPENED, TAMPERED WITH IN ANY WAY; (3) IS DAMAGED BY NEGLIGENCE, ACCIDENT, WEAR AND TEAR, UNREASONABLE USE, ACTS OF GOD OR ANY OTHER CAUSES UNRELATED TO DEFECTS ARISING IN MATERIALS OR WORKMANSHIP; (4) HAS HAD THE SERIAL NUMBER OR WARRANTY SEAL REMOVED OR ALTERED; (5) IF AN UNAUTHORIZED PROGRAM IS USED TO MODIFY THE SYSTEM SOFTWARE. THE FOREGOING STATES THE ENTIRE LIABILITY OF SN WITH RESPECT TO WARRANTY AND INFRINGEMENT OF INTELLECTUAL PROPERTY RIGHTS BY ANY SOFTWARE DELIVERED UNDER THIS AGREEMENT. PROOF OF PURCHASE WHICH IS EVIDENCE THAT THE PRODUCT IS WITHIN THE WARRANTY PERIOD HAS TO BE PRESENTED TO OBTAIN WARRANTY SERVICE. REPAIR OR REPLACEMENT AS PROVIDED UNDER THIS WARRANTY IS THE EXCLUSIVE REMEDY OF THE PURCHASER. STREAMING NETWORKS SPECIFICALLY DISCLAIMS ANY AND ALL IMPLIED WARRANTIES INCLUDING, WITHOUT LIMITATION, WARRANTIES OF MERCHANTABILITY AND FITNESS FOR A PARTICULAR PURPOSE. IN NO EVENT SHALL STREAMING NETWORKS BE LIABLE FOR CONSEQUENTIAL OR INCIDENTAL DAMAGES FOR BREACH OF ANY EXPRESS OR IMPLIED WARRANTY ON THIS PRODUCT. THIS LIMITED WARRANTY DOES NOT COVER ACCESSORIES SUCH AS POWER ADAPTERS, ANY CABLES NOR IT COVERS DAMAGES RESULTING FROM FIRMWARE UPGRADES.

**7. Limitation of Liability.** In no event will SN or its licensors be liable for any indirect, incidental, special, consequential or punitive damages whatsoever, in connection with or arising out of this license, including loss of data, business interruption or other economic advantage, no matter what theory of liability, even if SN is advised of the possibility of such damages. In no event will SN's liability to you, whether in contract, tort (including negligence), or otherwise, exceed US \$40 (Forty US Dollars). The foregoing limitations will apply even if the above stated warranty fails of its essential purpose. Some states do not allow the exclusion of incidental or consequential damages, so some of the terms above may not be applicable to you.

**8. Termination.** This License agreement will remain in force until terminated. Your rights under this License will terminate automatically without notice from SN if you fail to adhere to any terms and conditions of this License. In the event of termination of this License you must immediately cease use of the SOFTWARE and destroy or return to SN all copies of the SOFTWARE within 30 days.

**9. Export Control.** You may not use or otherwise export or re-export the SOFTWARE except as authorized by United States law and the laws of the jurisdiction in which the SOFTWARE was obtained.

**10. MP3 and AAC.** Notice to the extent that the SOFTWARE contains MP3 and AAC audio encoding functionality, commercial use of MP3 or AAC requires additional licensing and the following provisions applies: The MP3 and AAC feature in this product is licensed herein only for non-commercial personal use to encode audio in compliance with the MP3 and AAC standard.

**11. H.264/AVC.** Notice to the extent that the SOFTWARE contains H.264/AVC encoding functionality, commercial use of H.264/AVC requires additional licensing and the following provisions applies: The H.264/AVC feature in this product is licensed herein only for non-commercial personal use to encode video in compliance with the H.264/AVC standard.

**12. SOFTWARE Upgrades.** Licensee of this SOFTWARE does not receive the right to receive any SOFTWARE upgrades that SN may periodically make available. A user may purchase the SOFTWARE upgrades by paying a separate published fee to SN.

**13. Governing Law.** This Agreement shall be governed by and construed in accordance with the laws of the state of California, excluding its choice of law provisions. In the event that any provision of this Agreement shall be held unenforceable or invalid under any applicable law, such unenforceability or invalidity shall not render this Agreement unenforceable or invalid as a whole.

**14. Compliance with Laws.** You agree not to use the SOFTWARE in any way that violates, plagiarizes or infringes upon the rights (including intellectual property rights, copyright, patent, trademark or privacy rights) of any third parties or that would be abusive, profane, obscene, indecent, threatening, defaming, slanderous, libelous or offensive or otherwise illegal. You agree not to solicit the performance of any activity that is prohibited by law. You agree to comply with applicable laws, rules and regulations in connections with this Agreement.

**15. Promotional Materials.** SN reserves the right to send written and electronic notifications to you regarding SN, including, without limitation, SN products, promotions and pricing.

**16. Amendments.** This Agreement may not be amended or modified except by a written instrument signed by duly authorized representatives of SN and you.

**17. Entire Agreement.** This license agreement is the entire agreement between you and SN with respect to the subject matter. Parties acknowledge and understand this Agreement and exhibits hereto as written in English. This is the entire agreement between the Parties with respect to the subject matter and shall supersede all prior agreements and understandings with respect to the matters covered by this Agreement.



## Limited Warranty

Streaming Networks ("SN") warrants to the purchaser that this hardware shall be free from defects in material and workmanship against labor for a period of ninety (90) days from the date of purchase ("Labor Warranty Period"). SN also warrants the parts of this hardware for a period of one (1) year from the date of original purchase ("Parts Warranty Period"). If the product is found to be defective and valid claim is received as soon as practically possible or within 30 days from when the defect is found, not to exceed the period beyond Labor Warranty Period, SN will repair the product, free of charge, using new or re-manufactured parts or replace the product at SN's option. The consumer is responsible for all shipping and handling charges. During the next nine months after the 90 day labor warranty period, SN will replace any covered part (with a new or refurbished part) of the product which proves defective. The consumer is responsible for all shipping and handling and labor charges. SN warrants the repair or replacement of the product against defects in material or workmanship from the date of repair or replacement for 90 days or remaining portions of the original warranty whichever is longer.

THIS WARRANTY IS NOT APPLICABLE IF THIS PRODUCT (1) IS USED FOR COMMERCIAL PURPOSES; (2) IS OPENED, TAMPERED WITH IN ANY WAY ; (3) IS DAMAGED BY NEGLIGENCE, ACCIDENT, WEAR AND TEAR, UNREASONABLE USE, ACTS OF GOD OR ANY OTHER CAUSES UNRELATED TO DEFECTS ARISING IN MATERIALS OR WORKMANSHIP; (4) HAS HAD THE SERIAL NUMBER OR WARRANTY SEAL REMOVED OR ALTERED; (5) IF AN UNAUTHORIZED PROGRAM IS USED TO MODIFY THE SYSTEM SOFTWARE.

THIS WARRANTY DOES NOT COVER ACCESSORIES, CONSUMABLES AND PRODUCTS MANUFACTURED BY OTHER THAN SN AND USED IN CONNECTION WITH THE PRODUCT NOR DAMAGES RESULTING FROM FIRMWARE UPGRADES.

SN IS NOT LIABLE FOR ANY DAMAGE TO OR LOSS OF ANY PROGRAMS, DATA, OR OTHER INFORMATION STORED ON ANY MEDIA USING THIS PRODUCT. RECOVERY OF PROGRAMS, DATA OR OTHER INFORMATION IS NOT COVERED UNDER THIS LIMITED WARRANTY.

PROOF OF PURCHASE WHICH IS EVIDENCE THAT THE PRODUCT IS WITHIN THE WARRANTY PERIOD HAS TO BE PRESENTED TO OBTAIN WARRANTY SERVICE. REPAIR OR REPLACEMENT AS PROVIDED UNDER THIS WARRANTY IS THE EXCLUSIVE REMEDY OF THE PURCHASER. SN SPECIFICALLY DISCLAIMS ANY AND ALL IMPLIED WARRANTIES INCLUDING, WITHOUT LIMITATION, WARRANTIES OF MERCHANTABILITY AND FITNESS FOR A PARTICULAR PURPOSE. IN NO EVENT SHALL SN BE LIABLE FOR CONSEQUENTIAL OR INCIDENTAL DAMAGES FOR BREACH OF ANY EXPRESS OR IMPLIED WARRANTY ON THIS PRODUCT.

This warranty gives you specific legal rights, and you may have other rights which may vary from state-to-state.

NOTE: Before availing this warranty service you are encouraged to make use of online help resources referred to in the accompanying documentation. If the product is still non-functional follow the instructions on the website [www.irecord.com](http://www.irecord.com) on how to obtain warranty service.

## Technical Support

Technical support for iRecord™ is available in a variety of ways. Please make sure and read through the Troubleshooting section of this manual, as it discusses the most common problems encountered with the device. If you continue to have issues, you may call, email or fax your questions to:

Phone: (408) 727-3904

Fax: (408) 985-2823

Email: [support@irecord.com](mailto:support@irecord.com)

Copyright © 2000-2007 Streaming Networks, Inc. All Rights Reserved. Patents Pending. Streaming Networks, the Streaming Networks logo, iRecord, and the iRecord logo are trademarks or registered trademarks of Streaming Networks. Macintosh, Apple, QuickTime, iPod, iTunes are registered trade marks of Apple Computer, Inc. Sony and Sony's product names such as PlayStation and PSP, Memory Stick are trademarks of Sony Corporation or any of its affiliates including Sony Computer Entertainment Inc. TiVo is a registered trademark of TiVo Inc. Beside from above, any other company and product names quoted and/or referenced are trademarks of their respective companies.





**Streaming Networks, Inc.**

1765 Scott Blvd

Suite 110

Santa Clara, CA 95050

(408) 727-3904

(408) 985-2823 FAX

[www.streaming-networks.com](http://www.streaming-networks.com)